

RESULTS

1. For the given sites (the three locations), haven't been noticed differences (on the significance level $\alpha=0,05$) between the following descriptors: *warm, mild, muffled, uniform and regular* for men (Fig. 1), and *mild, uniform, clear, regular* for women (Fig.2).
2. For given listening room have been notice differences (on the significance level $\alpha=0,05$) between men and women for following descriptors :
 - in the living : room *powerful, muffled, diffused, and clear* (Fig. 3)
 - in the lecture room : *coloured, mild, and uniform* (Fig. 4)
 - concert hall : *coloured, powerful, muffled, clear* (Fig. 5).
3. With reference to the living room and lecture room rating 5 was the most frequented rating on the categorial scale
4. Two extreme ratings, 0 and 10 occurred only with reference to the concert hall.

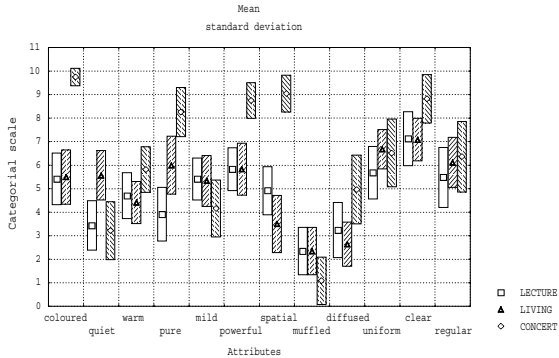


Fig.1 The three location for men

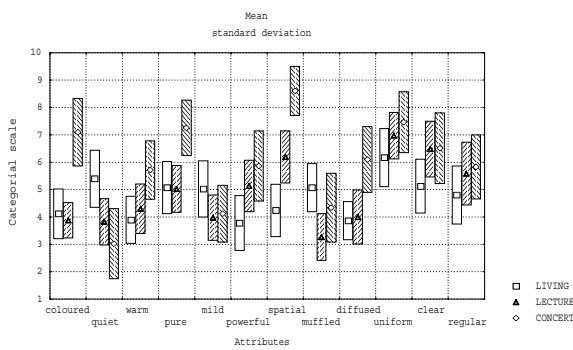


Fig.2 . The three location for women

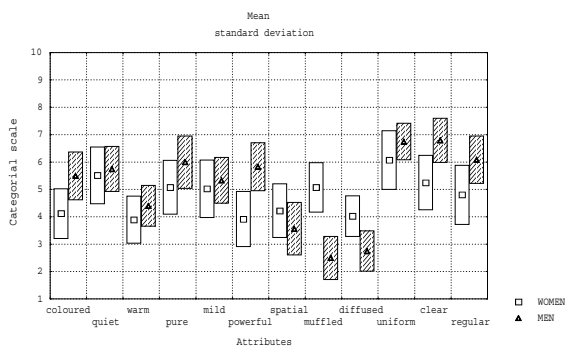


Fig. 3 Living room.

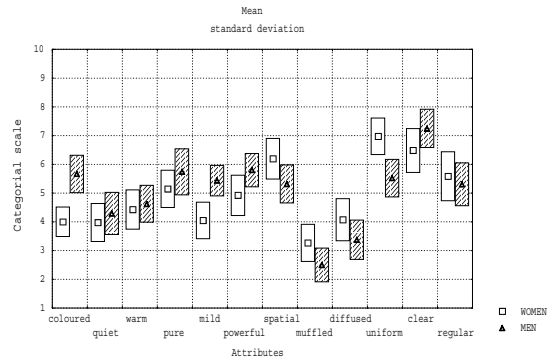


Fig. 4. Lecture room

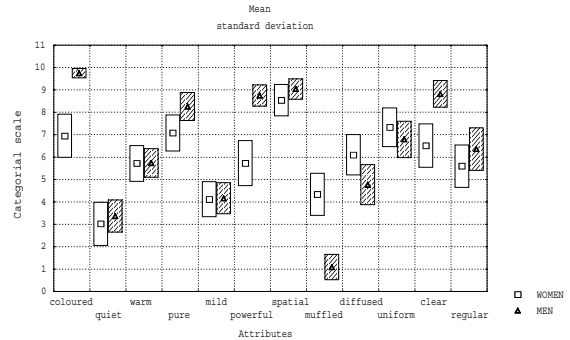


Fig. 5. Concert hall

CONCLUSION

1. Perceptual characterisation of the *desired acoustic environment* (DAE) was achieved and defined for lecture room, living room and concert hall.
2. The two extreme ratings of the attributes on 0 to 10 scale are only used in the context of the concert hall.
3. For given listening room have been notice differences (on the significance level $\alpha=0,05$) between men and women.
4. With reference to the living room and lecture room rating 5 was the most frequented rating on the categorial scale.

REFERENCES

1. Beranek L. Criteria for office quieting based on questionnaire rating studies. *JASA*, **28**, 833-852 (1956).
2. Beranek L., and Ver I. (1992). *Noise and Vibration Control Engineering*. New York : Wiley.
3. Berglund B., and Lindvall T. Community noise. *Archives of the Center for Sensory Research* (Stockholm University & Karolinska Institute, Sweden), **1**, 1-195 (1995).
4. Berglund B., Hojan E., Furmann A., Supportive Sound Environments in Building Research. ICA 1998
5. Furmann A., Hojan E., Niewiarowicz M., and Perz P., On the correlation between the subjective evaluation of sound and the objective evaluation of acoustic parameters for selected source. *J. Audio. Eng. Soc.* **88**, 1811-1816 (1990).
6. Keighley E., Acceptability criteria for noise in large offices. *J.Sound Vib.* **11**, 83-93 (1970).
7. Namba S., Noise -Quantity and Quality. *Proceedings from Inter-Noise 94*. Yokohama, August 29-31, 1994
8. Sjöberg L., Svensson E., and Persson L.O., The measurement of mood. *Scand. J. Psychol.* **20**, 1-18 (1979).
9. Tang S.K., Performance of noise indices in air-conditioned landscaped office buildings. *JASA* **102**, 165-1663 (1997).